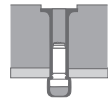
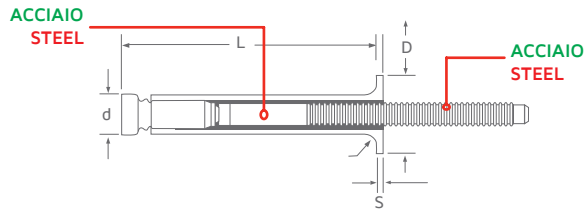







ACCIAIO / ACCIAIO - Testa Tonda
STEEL / STEEL - Dome Head

Floorply
 Floorply



d mm.	L mm.	Codice Code	 E mm.	 mm.	D mm.	s mm.	 N	 N	
8,0	54,0	BR20580540	19,0 - 35,0	ø8,3 - ø8,6	16,5	1,5	13350	19130	500

