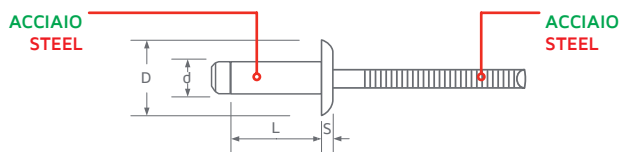







ACCIAIO / ACCIAIO - Testa Tonda
STEEL / STEEL - Dome Head

H-Lock
H-Lock



d mm.	L mm.	Codice Code	 mm.	 mm.	D mm.	S mm.	 N	 N	
4,8	9	BR0554890	1,5 - 3,5	ø 5,0	9,5	2,4	3800	5700	4.000
	11,5	BR05548115	3,5 - 6,0						4.000
	14	BR0554814	6,0 - 8,5						3.500
	16,5	BR05548165	8,5 - 11,0						3.000

d mm.	L mm.	Codice Code	 mm.	 mm.	D mm.	S mm.	 N	 N	
6,4	10,5	BR05564105	2,8 - 4,8	ø6,7 - ø6,9	12,8	2,9	6500	9000	2.000
	12,5	BR05564125	4,8 - 6,8						2.000
	14,5	BR05564145	6,8 - 8,8						1.500
	16,5	BR05564165	8,8 - 10,8						1.500
	18,5	BR05564185	10,8 - 12,8						1.500
	20,5	BR05564205	12,8 - 14,8						1.000

H-LOCK disponibili anche nelle versioni: ALLUMINIO/ALLUMINIO e INOX/INOX.

H-LOCK is also available in: ALU/ALU and STAINLESS STEEL A/2 - STAINLESS STEEL A/2 version.