



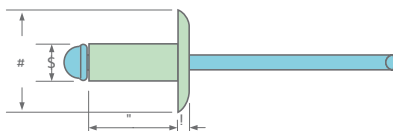
Corpo: **Testa Extra Larga**
Mandrino: ALLUMINIO 3,5% MG
ACCIAIO



Body: **Extra Large Head**
Mandrel: ALUMINIUM 3,5% MG
STEEL


Standard
Standard





B005







Recommended tool

HERO
5.0



d mm.	L mm.	 mm.	 mm.	D mm.	S mm.	 mm.	 mm.	Codice Code
4,8	8	2,5 - 4,0	ø 4,9	16,0	1,8	2230	1690	B0054808
	10	4,0 - 6,0						B0054810
	12	6,0 - 8,0						B0054812
	14	8,0 - 10,0						B0054814
	16	10,0 - 12,0						B0054816
	18	12,0 - 14,0						B0054818
	20	14,0 - 16,0						B0054820
	22	16,0 - 18,0						B0054822
	24	17,0 - 19,0						B0054824
	26	19,0 - 21,0						B0054826
	28	21,0 - 23,0						B0054828
	30	23,0 - 25,0						B0054830
	35	25,0 - 30,0						B0054835
	40	30,0 - 35,0						B0054840
	45	35,0 - 39,0						B0054845
	50	39,0 - 44,0						B0054850

d mm.	L mm.	 mm.	 mm.	D mm.	S mm.	 mm.	 mm.	Codice Code
5,0	8	2,5 - 4,0	ø 5,1	16,0	1,8	2500	2000	B0055008
	10	4,0 - 6,0						B0055010
	12	6,0 - 8,0						B0055012
	14	8,0 - 10,0						B0055014
	16	10,0 - 12,0						B0055016
	18	12,0 - 14,0						B0055018
	21	14,0 - 17,0						B0055021
	24	17,0 - 20,0						B0055024
	27	20,0 - 23,0						B0055027
	30	23,0 - 26,0						B0055030
	35	25,0 - 30,0						B0055035
	40	30,0 - 35,0						B0055040
	45	35,0 - 39,0						B0055045
	50	39,0 - 44,0						B0055050